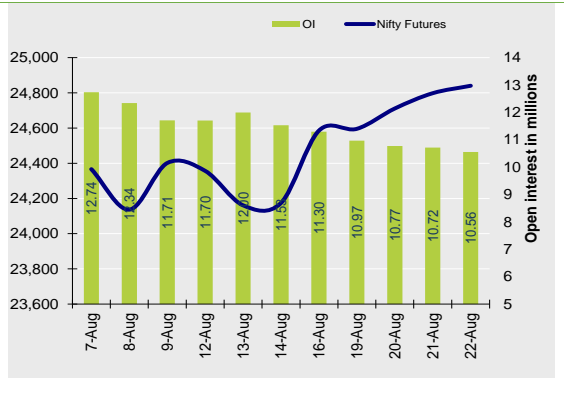


Nifty Snapshot

	Close	Prv Cl.	Ab chg	% chg
Spot	24,811.50	24,770.20	41.30	0.17
Futures	24,840.45	24,798.15	42.30	0.17
OI(mlshr)	10.56	10.72	-0.16	-1.51
Vol (lots)	132026	119193	12833	10.77
COC	28.95	27.95	1.00	3.6
PCR-OI	1.40	1.24	0.16	13.0

Nifty Futures Price v/s OI



Institutional Activity in previous trading session

(in Rs cr.)	Buy	Sell	Net
Index Futures	3784.13	3177.03	607.10
Index Options	2459196.75	2483197.71	-24000.96
Stock Futures	28250.72	30194.57	-1943.85
Stock Options	47873.78	47363.34	510.44
FII Cash	18,462.95	17,091.16	1,371.79
DII Cash	12,239.70	9,267.90	2,971.80

Net FII Activity (in Rs cr.)

Date	Idx Fut	Stk Fut	Idx Opt	Cash
22-Aug	607.1	-1943.9	-24001.0	1372
21-Aug	-727.9	37.0	21751.5	-800
20-Aug	1974.2	2323.4	-12476.6	-1458
19-Aug	-304.0	-213.7	12039.0	-2667
16-Aug	2323.2	8462.4	-10019.5	767
14-Aug	-769.5	-1683.1	-24226.2	-2595

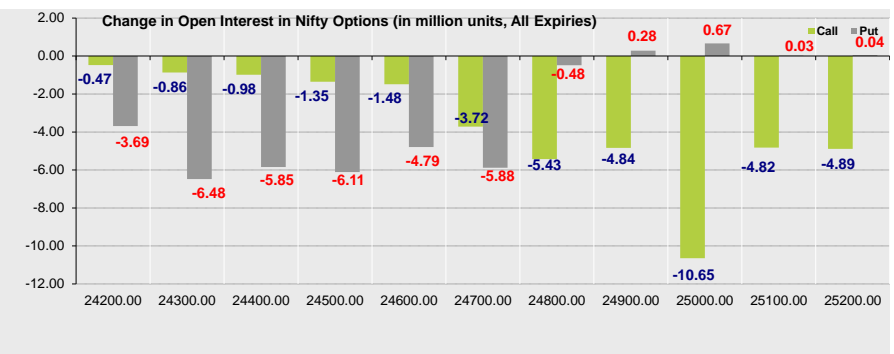
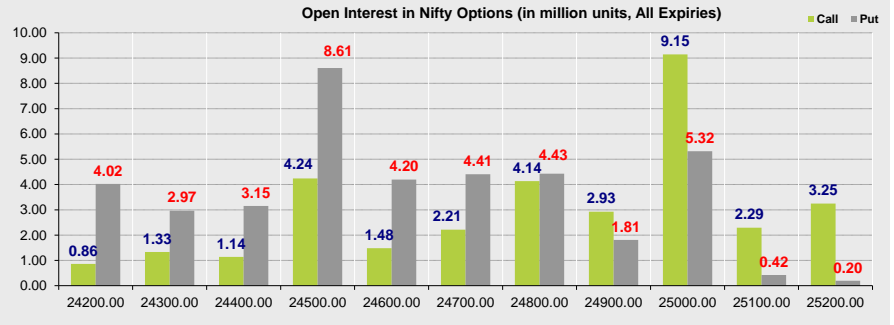
Technical Pivot (Intraday):

	S2	S1	PIVOT	R1	R2
NIFTY	24770	24805	24840	24875	24910
BANKNIFTY	50720	50880	51010	51170	51300

Summary

- Indian markets closed on a positive note where buying was mainly seen in Banking, FMCG, Metals sectors. Nifty Aug Futures closed at 24840.45 (up 42.30 points) at a premium of 28.95 pts to spot.
- FII were net buyers in Cash to the tune of 1371.79 Cr and were net buyers in index futures to the tune of 607.10 Cr.
- India VIX decreased by 2.49% to close at 13.00 touching an intraday high of 13.78.

Open Interest in Nifty Options:



- The above second chart shows previous trading day's change in Nifty options where Liquidation in OI were seen in 24600, 24700, 24800 strike Puts and at 25100, 25000, 24900, 24800 strike Calls indicating market is likely to remain positive in the near term.
- Highest OI build-up is seen at 25000 strike Calls and 24500 strike Puts, to the tune of 9.15mn and 8.61mn respectively.

Outlook on Nifty:

Index is likely to open on a flattish note today and is likely to remain positive during the day.

(Price is in Rs; OI is in million units; Price chg and OI chg are in percentage) **NB RESEARCH**

Fresh Longs seen in:

Scrip	Price	Price chg	OI	OI Chg
DEEPAKNTR	2954.8	0.1	3.0	28.3
RBLBANK	230.2	0.6	81.0	20.6
AMBUJACEM	634.7	0.7	37.6	11.1

Fresh Shorts seen in:

Scrip	Price	Price chg	OI	OI Chg
IEX	195.5	-0.4	81.0	10.2
CHAMBLFERT	523.9	-0.4	14.9	8.6
SAIL	134.2	-0.9	138.8	5.7

Short Covering seen in:

Scrip	Price	Price chg	OI	OI Chg
UBL	2025.1	1.2	2.5	-6.7
AUBANK	634.2	1.2	23.9	-5.2
DABUR	646.1	1.9	15.3	-5.0

Long Unwinding seen in:

Scrip	Price	Price chg	OI	OI Chg
CROMPTON	462.0	-1.3	15.0	-12.0
HINDUNILVR	2791.7	-0.1	14.7	-4.8
SHRIRAMFIN	3151.0	-0.2	5.8	-4.7

NIFTY50 Options OI (CE OI = Resistance) (PE OI = Support)			
Symbol	Highest CE OI	Highest PE OI	CMP
ADANIPTS	1600	1500	1496
ADANIENT	3200	3000	3108
ASIANPAINT	3200	2900	3184
AXISBANK	1200	1170	1173
BAJAJ-AUTO	10000	9000	9921
BAJAJFINSV	1640	1600	1625
BAJFINANCE	7000	6500	6750
BHARTIARTL	1500	1420	1488
BPCL	350	319.5	350
BRITANNIA	6000	5700	5835
CIPLA	1600	1500	1585
COALINDIA	550	500	528
DIVISLAB	5000	4900	4903
DRREDDY	7100	6900	6982
EICHERMOT	5000	4600	4924
GRASIM	2700	2700	2755
HCLTECH	1640	1640	1677
HDFCBANK	1700	1600	1631
HDFCLIFE	720	700	726
HEROMOTOCO	5300	5300	5341
HINDALCO	680	600	685
HINDUNILVR	2800	2740	2792
ICICIBANK	1220	1150	1191
ITC	510	500	505
INDUSINDBK	1400	1300	1385

NIFTY50 Options OI (CE OI = Resistance) (PE OI = Support)			
Symbol	Highest CE OI	Highest PE OI	CMP
INFY	1900	1800	1880
IOC	180	170	174
JSWSTEEL	960	900	934
KOTAKBANK	1840	1800	1821
LT	3800	3600	3613
LTIM	5700	5400	5702
M&M	2800	2700	2738
MARUTI	13000	12000	12277
NESTLEIND	2600	2500	2550
NTPC	430	400	404
ONGC	350	320	322
POWERGRID	365	330	334
RELIANCE	3000	3000	3002
SBILIFE	1780	1700	1796
SBIN	900	800	821
SUNPHARMA	1780	1740	1755
TATACONSUM	1200	1180	1206
TATAMOTORS	1100	1000	1070
TATASTEEL	170	150	154
TCS	4500	4300	4511
TECHM	1600	1600	1609
TITAN	3600	3500	3603
ULTRACEMCO	11500	11000	11342
UPL	600	550	579
WIPRO	530	500	520

OI against MWPL

Symbol	MWPL	Open Interest	Limit for next day	% OI
INDIACEM	44360911	54554800	Ban	123%
CHAMBLFERT	31488204	32638200	Ban	104%
BSOFT	32626827	33463000	Ban	103%
IEX	177845485	178725000	Ban	100%
RBLBANK	121256568	117822500	Ban	97%
AARTIIND	41153022	38359000	Ban	93%
HINDCOPPER	65482129	58853850	Ban	90%
NATIONALUM	178967755	159982500	Ban	89%
ABFRL	83419778	72204600	Ban	87%
PNB	591377974	509576000	52233075	86%
BANDHANBNK	193370862	165872000	17830318	86%
SUNTV	19704232	16890000	Ban	86%
IDFCFIRSTB	966311538	825412500	92583461	85%
EXIDEIND	91809066	77380200	9838412	84%
GNFC	17249403	14463800	Ban	84%
LTF	167461848	139946168	19142587	84%
MANAPPURAM	109626743	91545000	12600405	84%
SAIL	289139949	240432000	34250951	83%
LICHSGFIN	60244101	49868000	Ban	83%
NMDC	229794455	189198000	29106732	82%
GRANULES	29633038	24366000	Ban	82%
PEL	24116103	19583250	Ban	81%
CONCOR	55081874	44605000	7722780	81%
BIOCON	93845890	75655000	13498595	81%
SBICARD	59683524	47597600	9101747	80%
IRCTC	60165566	47945625	9211662	80%
IDEA	7934775627	6308480000	1229556845	80%
BALRAMCHIN	23040698	18153600	3735063	79%
HAL	37934515	29805600	6232189	79%
CANBK	672420574	525015000	113784545	78%
BANKBARODA	372635498	290856150	63147573	78%
BATAINDIA	12812405	9961125	2210659	78%
METROPOLIS	5160312	3996400	905896	77%

OI against MWPL

Symbol	MWPL	Open Interest	Limit for next day	% OI
ABCAPITAL	161899049	124027200	29776896	77%
ADANIENT	57646033	43501500	11262231	75%
ACC	16266067	12252300	3200463	75%
INDIAMART	6087018	4454100	1328567	73%
PVRINOX	14163124	10306868	3148099	73%
GMRINFRA	716538553	520143750	160567875	73%
VEDL	339787241	245552600	77245278	72%
DIXON	7988703	5688000	1901267	71%
UPL	101555620	71266000	25211839	70%
DEEPAKNTR	13846910	9603600	3550964	69%
NAVINFLUOR	7060735	4884250	1823448	69%
BHEL	256482590	176995875	66662585	69%
M&MFIN	118003973	81200000	30903774	69%
ESCORTS	6768976	4530900	1899627	67%
RAMCOCEM	27272201	18123700	7784890	66%
TATAPOWER	339616396	214775550	107860026	63%
OFSS	4732126	2982900	1512619	63%
TATACHEM	31601465	19778000	10243391	63%
APOLLOTYRE	79567108	49497200	26091552	62%
ZYDUSLIFE	50353988	31233600	16602688	62%
POLYCAB	10518888	6422375	3570568	61%
MCX	10180563	6180200	3491334	61%
ASHOKLEY	282419403	165085000	103213432	58%
JUBLFOOD	76153623	44426250	27919691	58%
HINDPETRO	191910891	108116775	74198571	56%
CANFINHOME	18644752	10485150	7227364	56%
INDUSTOWER	258462437	145200400	100338915	56%
VOLTAS	46126252	25875600	17944339	56%
LTTS	5568481	3034300	2255756	54%
LAURUSLABS	78528143	42284100	32317635	54%
IDFC	319996887	168510000	135487042	53%
BERGEPAIN	58313322	30225360	25172295	52%
TATAMOTORS	356618780	183411250	155376591	51%

Derivative Recommendations:

Stock Name	Call (Buy/Sell)	Entry price	Targets	Stop Loss	Duration	Status
HINDCOPPER 330CE	Buy	5.3	10	2	1-2 Days	Open
BPCL 350 CE	Buy	6.7	14	3	Positional	Open
BHARTIARTL 1500CE	Buy	14	24	7	1-2 Days	Open

FROM THE EQUITY DERIVATIVE DESK:

NIRAV HARISH CHHEDA

AVP - DERIVATIVES AND TECHNICAL RESEARCH

E-Mail: nirav.chheda@nirmalbang.com

Tel no: 6273-8199/8000

AMIT BHUPTANI

SNR.DERIVATIVES AND TECHNICAL RESEARCH ANALYST

E-Mail: amit.bhuptani@nirmalbang.com

Tel no: 6273-8242/8000

DISCLOSURES

Research Reports that are published by Nirmal Bang Securities Private Limited (hereinafter referred to as "NBSPL") are for private circulation only. NBSPL is a registered Research Analyst under SEBI (Research Analyst) Regulations, 2014 having Registration no. INH000001766. NBSPL is also a registered Stock Broker with National Stock Exchange of India Limited, BSE Limited, Metropolitan Stock Exchange of India Limited, Multi Commodity Exchange of India Limited, National Commodity and Derivative Exchange Limited and Indian Commodity Exchange Limited in cash and Equity and Commodities derivatives segments.

NBSPL has other business divisions with independent research teams separated by Chinese walls, and therefore may, at times, have different or contrary views on stocks and markets.

NBSPL or its associates have not been debarred / suspended by SEBI or any other regulatory authority for accessing / dealing in securities Market. NBSPL, its associates or analyst or his relatives do not hold any financial interest (Except Investment) in the subject company. NBSPL or its associates or Analyst do not have any conflict or material conflict of interest at the time of publication of the research report with the subject company. NBSPL or its associates or Analyst or his relatives may or may not hold beneficial ownership of 1% or more in the subject company at the end of the month immediately preceding the date of publication of this research report.

NBSPL or its associates / analyst has not received any compensation / managed or co-managed public offering of securities of the company covered by Analyst during the past twelve months. NBSPL or its associates have not received any compensation or other benefits from the company covered by Analyst or third party in connection with the research report. Analyst has not served as an officer, director or employee of Subject Company. NBSPL / analyst has not been engaged in market making activity of the subject company.

Analyst Certification: The research analysts and authors of these reports, hereby certify that the views expressed in this research report accurately reflects my/our personal views about the subject securities, issuers, products, sectors or industries. It is also certified that no part of the compensation of the analyst(s) was, is, or will be directly or indirectly related to the inclusion of specific recommendations or views in this research. The analyst(s) principally responsible for the preparation of this research report and has taken reasonable care to achieve and maintain independence and objectivity in making any recommendations.

DISCLAIMER

This report is for the personal information of the authorized recipient and does not construe to be any investment, legal or taxation advice to you. NBSPL is not soliciting any action based upon it. Nothing in this research shall be construed as a solicitation to buy or sell any security or product, or to engage in or refrain from engaging in any such transaction. In preparing this research, we did not take into account the investment objectives, financial situation and particular needs of the reader.

This research has been prepared for the general use of the clients of NBSPL and must not be copied, either in whole or in part, or distributed or redistributed to any other person in any form. If you are not the intended recipient you must not use or disclose the information in this research in any way. Though disseminated to all the customers simultaneously, not all customers may receive this report at the same time. NBSPL will not treat recipients as customers by virtue of their receiving this report. This report is not directed or intended for distribution to or use by any person or entity resident in a state, country or any jurisdiction, where such distribution, publication, availability or use would be contrary to law, regulation or which would subject NBSPL & its group companies to registration or licensing requirements within such jurisdictions.

The report is based on the information obtained from sources believed to be reliable, but we do not make any representation or warranty that it is accurate, complete or up-to-date and it should not be relied upon as such. We accept no obligation to correct or update the information or opinions in it. NBSPL or any of its affiliates or employees shall not be in any way responsible for any loss or damage that may arise to any person from any inadvertent error in the information contained in this report. NBSPL or any of its affiliates or employees do not provide, at any time, any express or implied warranty of any kind, regarding any matter pertaining to this report, including without limitation the implied warranties of merchantability, fitness for a particular purpose, and non-infringement. The recipients of this report should rely on their own investigations.

This information is subject to change without any prior notice. NBSPL reserves its absolute discretion and right to make or refrain from making modifications and alterations to this statement from time to time. Nevertheless, NBSPL is committed to providing independent and transparent recommendations to its clients, and would be happy to provide information in response to specific client queries.

Before making an investment decision on the basis of this research, the reader needs to consider, with or without the assistance of an adviser, whether the advice is appropriate in light of their particular investment needs, objectives and financial circumstances. There are risks involved in securities trading. The price of securities can and does fluctuate, and an individual security may even become valueless. International investors are reminded of the additional risks inherent in international investments, such as currency fluctuations and international stock market or economic conditions, which may adversely affect the value of the investment. Opinions expressed are subject to change without any notice. Neither the company nor the director or the employees of NBSPL accept any liability whatsoever for any direct, indirect, consequential or other loss arising from any use of this research and/or further communication in relation to this research. Here it may be noted that neither NBSPL, nor its directors, employees, agents or representatives shall be liable for any damages whether direct or indirect, incidental, special or consequential including lost revenue or lost profit that may arise from or in connection with the use of the information contained in this report.

Copyright of this document vests exclusively with NBSPL. Our reports are also available on our website www.nirmalbang.com